



Bay County Dashboard

Quality of Life





Bay County Dashboard

Quality of Life

In Bay County	2013	2014	2015
Miles of Dedicated Multi-Use Trails	27.50	27.50	31
Miles of Park Paths	58	58	59.5
Miles of Minimum 4-Foot Paved Shoulders	58	58	59
Number of Parks	61	61	71
Acres of Park Land	3,000	3,000	5,565
Mile of Water Trails	113	113	113
Number of Golf Courses	9	9	9
Miles of Publicly Owned Saginaw Bay Frontage	17.25	17.25	17.25
Miles of Publicly Owned Saginaw River Frontage	5.25	5.25	5.25
Number of Boat Launches / Public Access Sites	13	13	13
Number of Marinas	16	16	16
Land Area (in Square Miles)	444	444	444
Percent of General Fund Budget Committed to Arts, Culture & Rec.	5%	6%	5%

Sources: Bay County GIS Division, Bay County Finance Department



Bay County Dashboard

Quality of Life

Population In Bay County (Official U.S. Census Numbers)	2000	2010
Total Population	110,157	107,771
• Number of Males	53,517	52,751
• Number of Females	56,640	55,020
• Persons Under 18 Years of Age	26,946	23,952
• Persons 18-64 Years of Age	67,041	66,312
• Persons 65 Years and Older	16,170	17,507
• White	104,580	101,451
• Black	1,389	1,702
• American Indian / Alaska Native	600	564
• Asian	526	578
• Hispanic / Latino	4,308	5,093

Other Areas of Interest:

- [Bay Area Chamber of Commerce](#)
- [Bay City Parks Link](#)
- [Bay City Rowing Club](#)
- [Bay City State Recreation Area](#)
- [Bay County Civic Arena](#)
- [Bay County Market](#)
- [Bay County Community Center](#)
- [Bay County Golf Course](#)
- [Bay County Historical Society](#)
- [Bay County Library System](#)
- [Bay County Pinconning Park](#)
- [Bay Future, Inc.](#)
- [Downtown Bay City](#)
- [Great Lakes Bay Convention & Visitors Bureau](#)
- [Studio 23](#)

Sources: U.S. Census

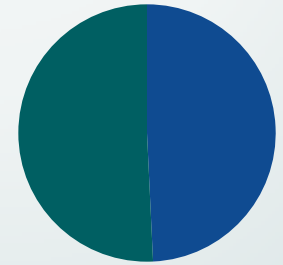


Bay County Dashboard

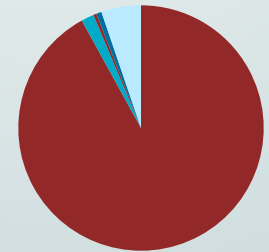
Quality of Life

Population In Bay County (U.S. Census Estimates)	2014	2015	2016
Total Population	106,179	106,618	106,652
• Number of Males	52,307	52,515	52,525
• Number of Females	53,879	54,103	54,127
• Persons Under 18 Years of Age	22,273	23,357	23,274
• Persons 18-64 Years of Age	64,472	63,082	62,856
• Persons 65 Years and Older	19,434	20,179	20,522
• White	99,108	99,680	96,285
• Black	1,924	1,880	1,748
• American Indian / Alaska Native	531	501	420
• Asian	645	738	738
• Hispanic / Latino	5,320	5,424	5,475

2016 By the Numbers:



■ Males ■ Females



■ White
 ■ Black
 ■ American Indian
 ■ Asian
 ■ Hispanic

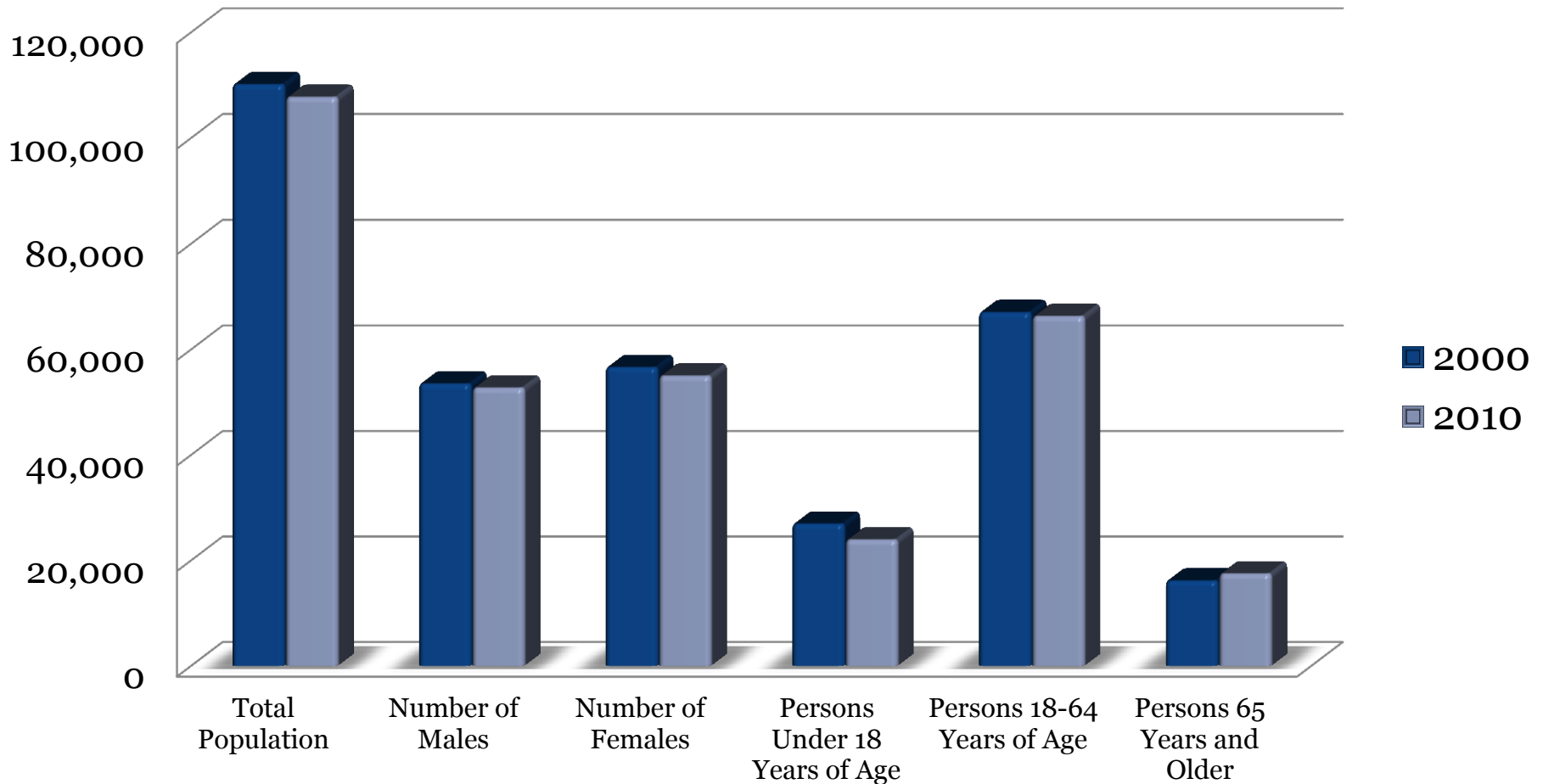
Sources: U.S. Census, Applied Geographic Solutions 2015 & 2016



Bay County Dashboard

Quality of Life

Population by Gender & Age

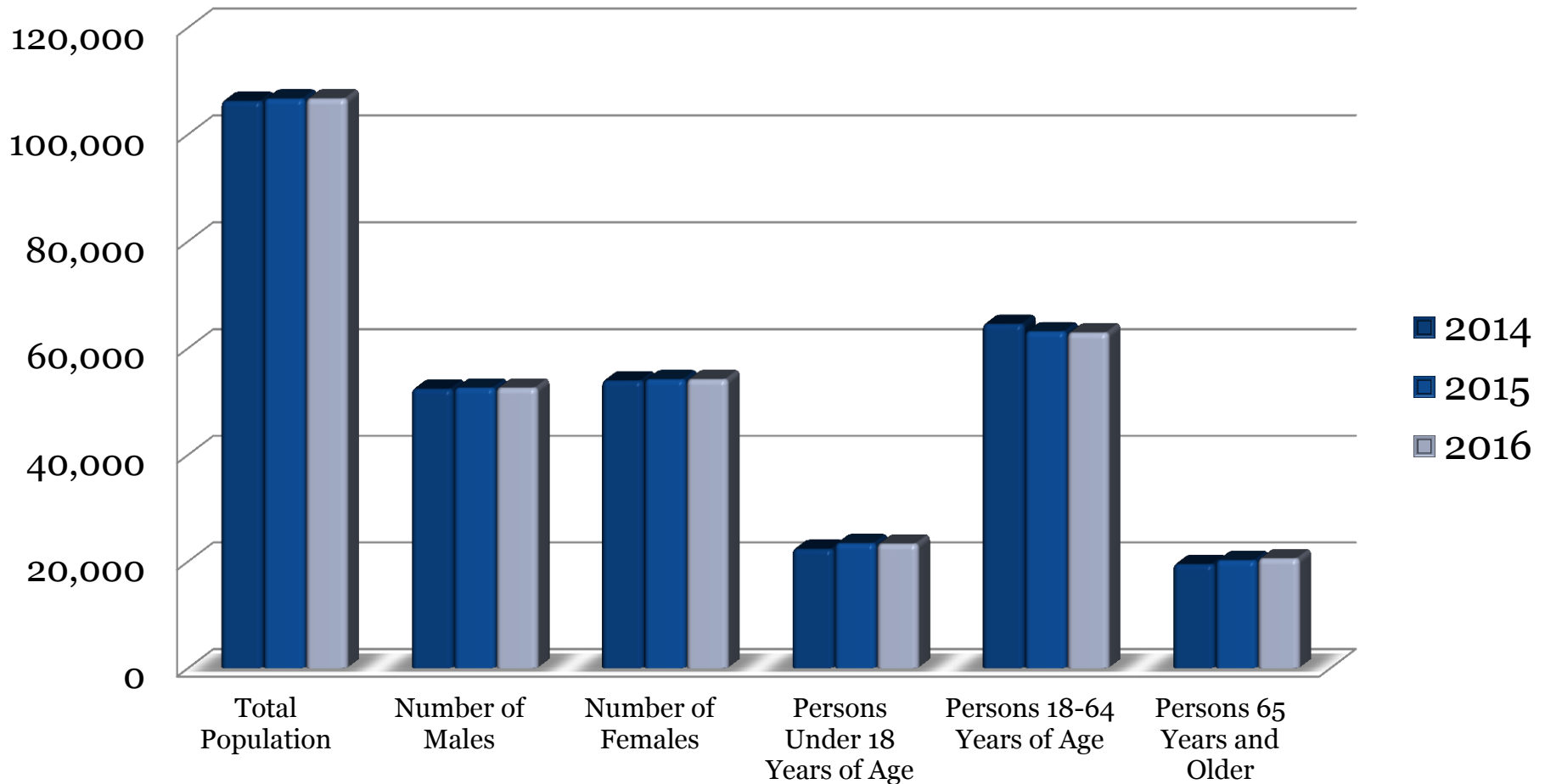




Bay County Dashboard

Quality of Life

Population by Gender & Age

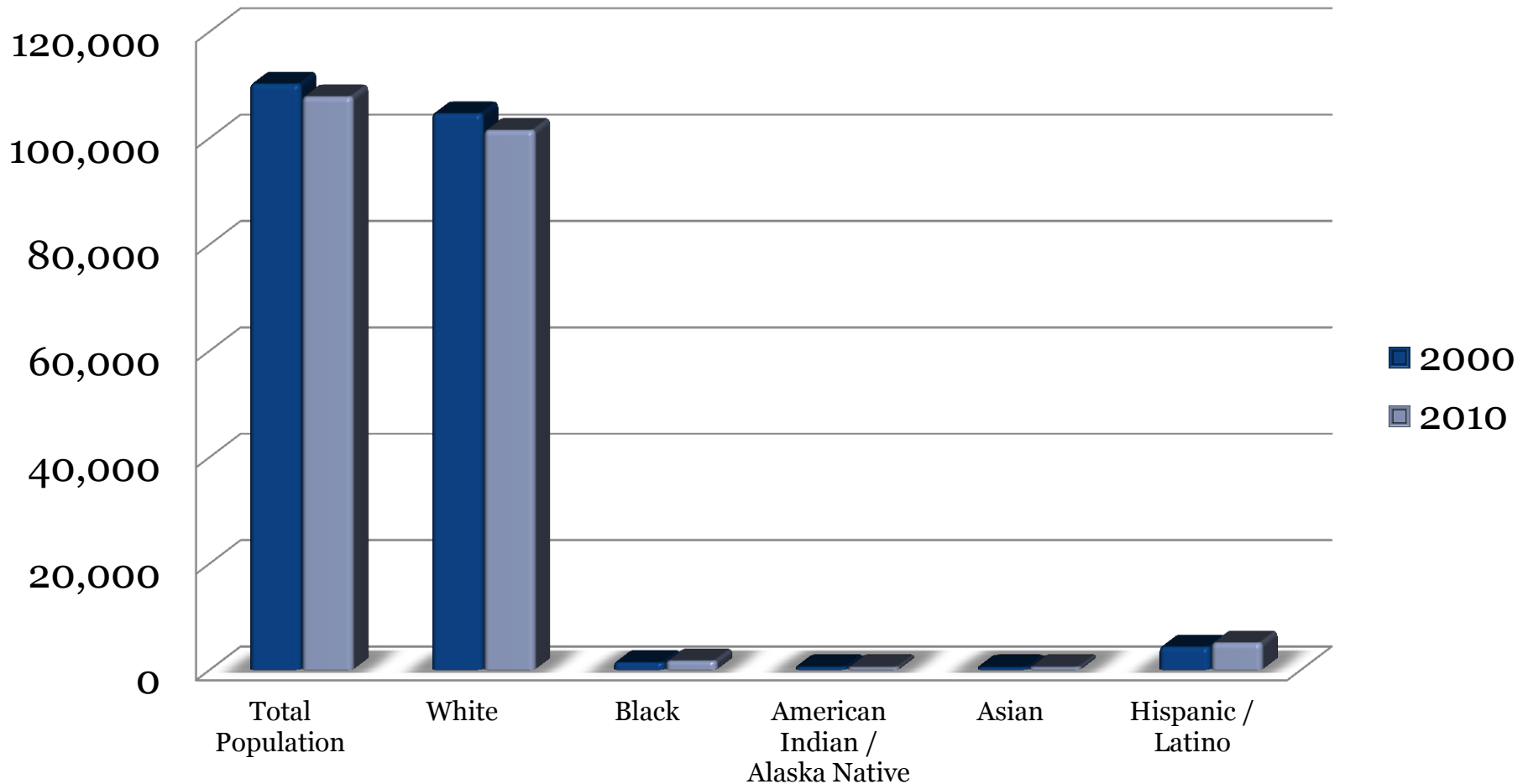




Bay County Dashboard

Quality of Life

Population by Race/Ethnicity

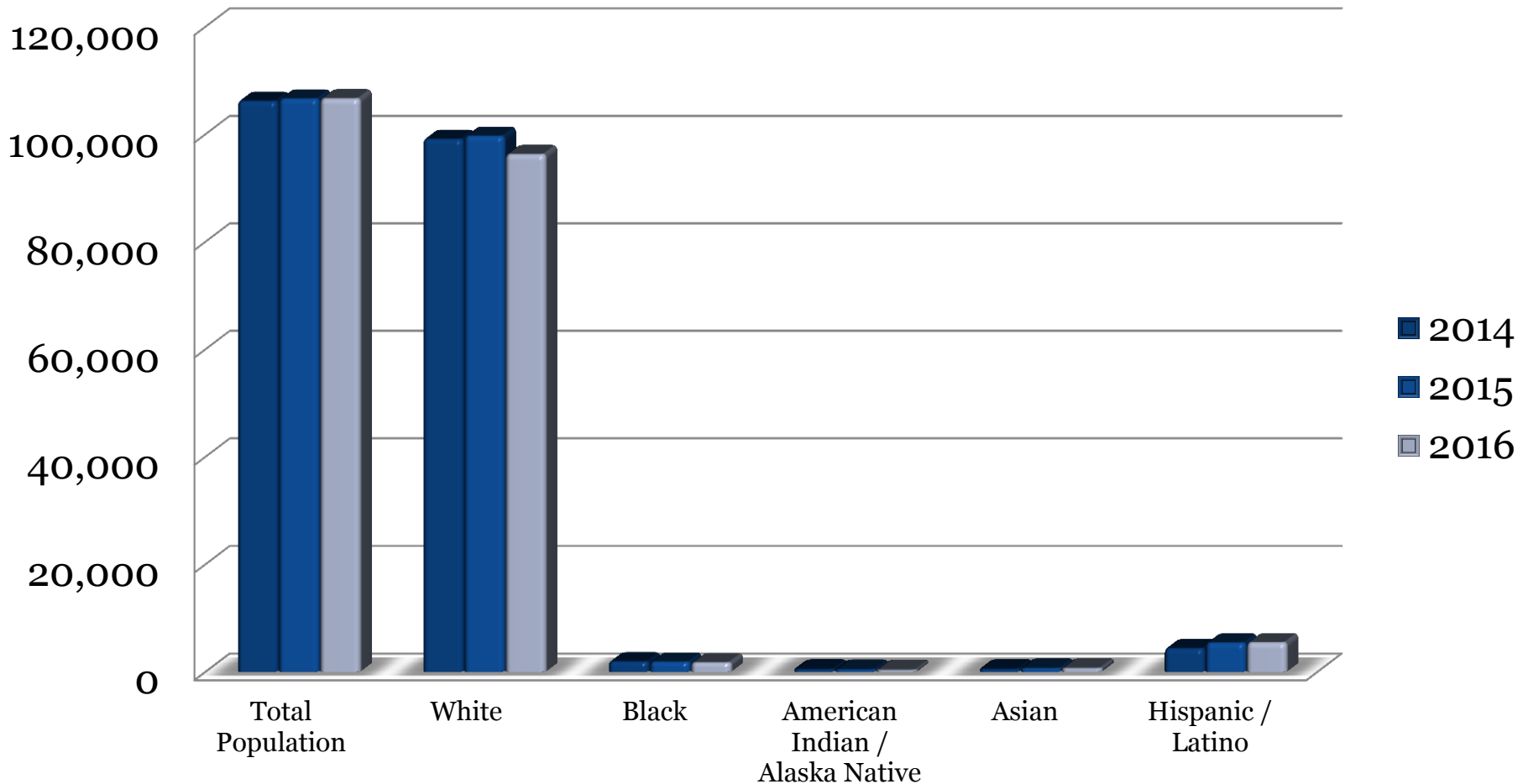




Bay County Dashboard

Quality of Life

Population by Race/Ethnicity





Bay County Dashboard

Quality of Life

Marital Status	2014	2015	2016
Number of Marriages	652	669	Data N/A
Number of Divorces	303	412	Data N/A

Employment Status	2014	2015	2016
Labor Force	51,231	51,302	51,299
Unemployment Rate	5.6%	5.9%	4.2%
Unemployed	2,984	3,030	2,146
Employed	47,865	48,228	49,131
In Armed Forces	61	44	22
Not in Labor Force	35,380	36,044	36,194



Bay County Dashboard

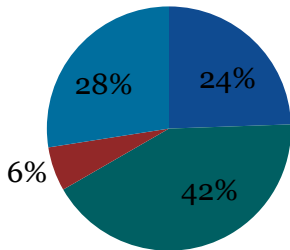
Quality of Life

Top Industries by Job	2014	2015	2016
Retail	4,506	5,964	6,029
Health Care & Social Services	7,778	13,409	12,799
Education	1,079	2,189	2,123
Manufacturing	5,061	8,004	10,013

Note: Bay County has a total of 4,532 businesses. In 2016 the leading industries in Bay County were Manufacturing, Retail, Education, and Health Care and Social Services.

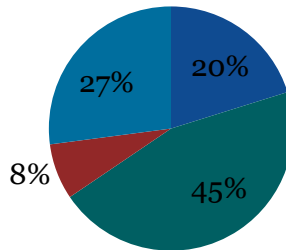
2014

- Retail
- Health Care
- Education
- Manufacturing



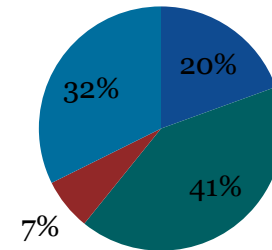
2015

- Retail
- Health Care
- Education
- Manufacturing



2016

- Retail
- Health Care
- Education
- Manufacturing





Bay County Dashboard

Quality of Life

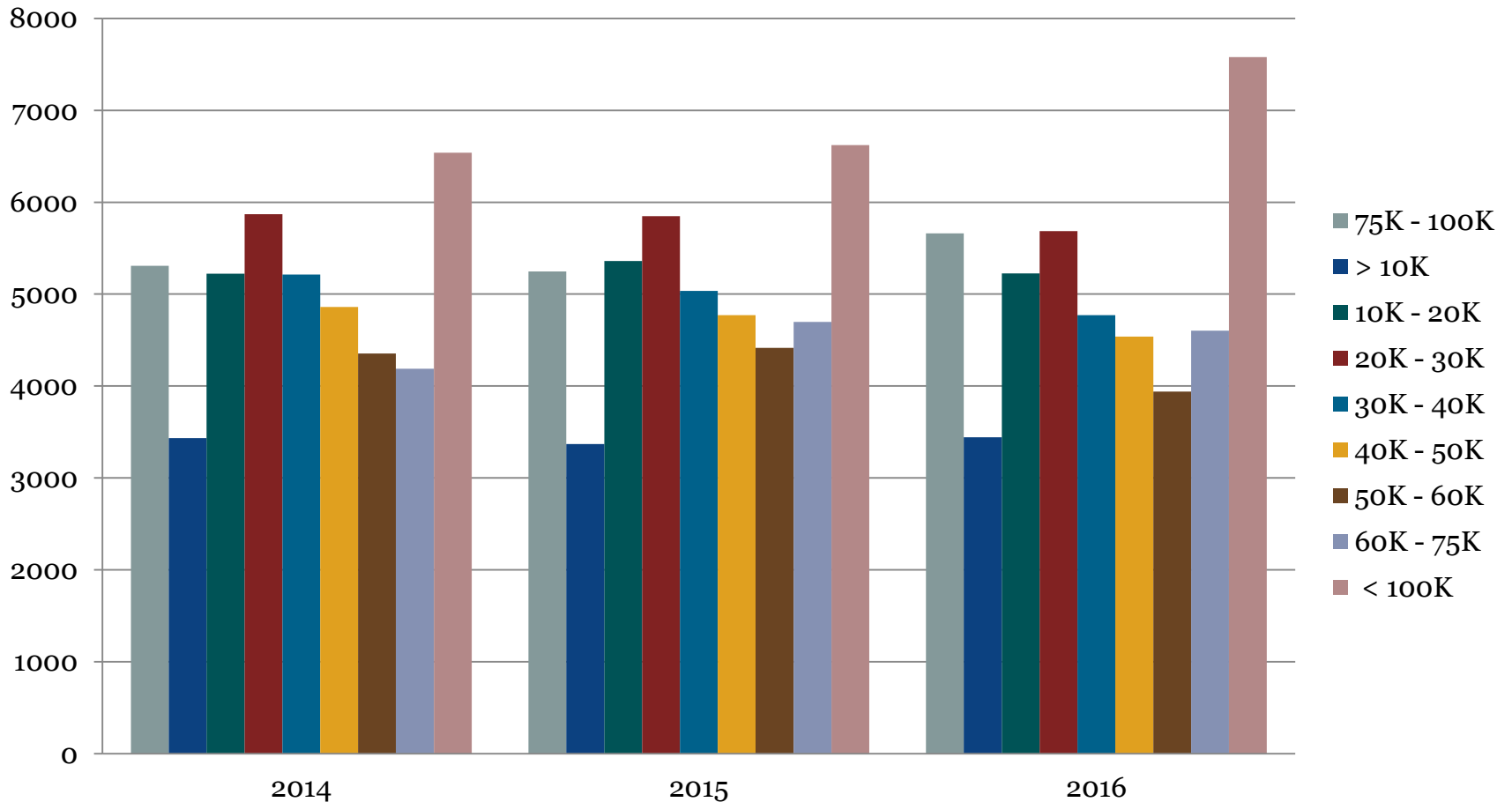
Household Income Distribution	2014	2015	2016
< \$10,000	3,433	3,369	3,442
\$10,000-\$20,000	5,223	5,360	5,224
\$20,000-\$30,000	5,870	5,847	5,686
\$30,000-\$40,000	5,214	5,035	4,771
\$40,000-\$50,000	4,861	4,770	4,538
\$50,000-\$60,000	4,354	4,415	3,939
\$60,000-\$75,000	4,188	4,698	4,602
\$75,000-\$100,000	5,309	5,246	5,660
> \$100,000	6,538	6,622	7,579



Bay County Dashboard

Quality of Life

Household Income Distribution

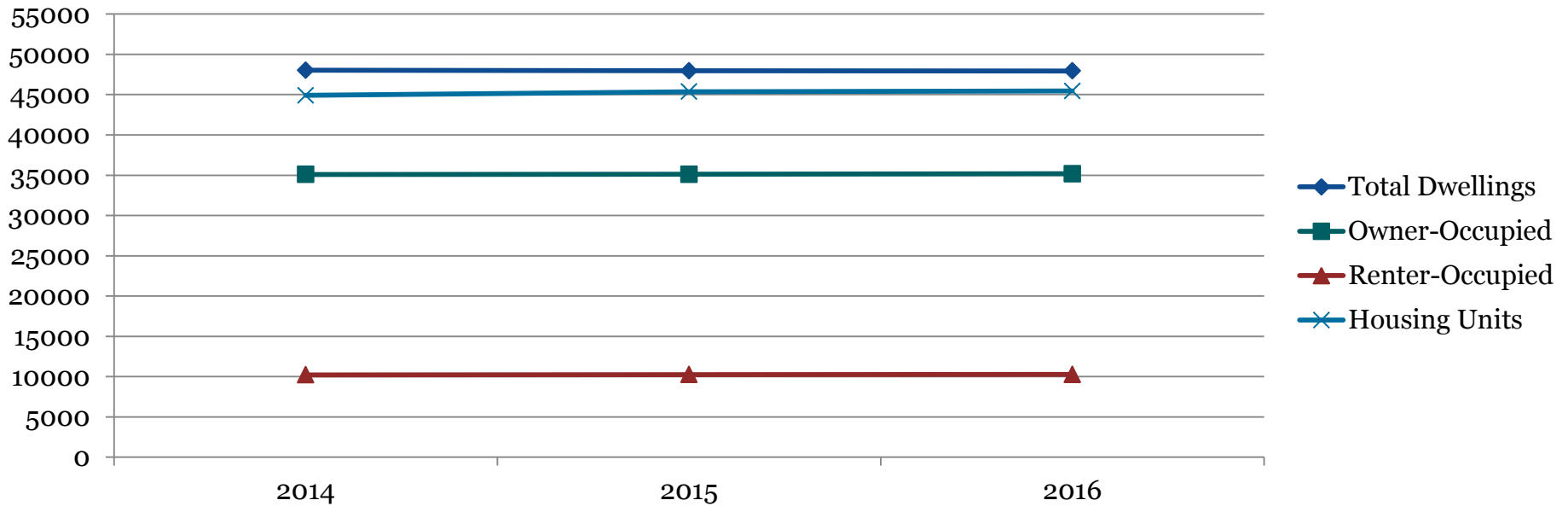




Bay County Dashboard

Quality of Life

Housing	2014	2015	2016
Total Dwellings	48,026	47,965	47,941
Owner-Occupied Dwellings	35,097	35,110	35,180
Renter-Occupied Dwellings	10,219	10,252	10,261
Housing Units Occupied	44,912	45,362	45,441



Sources: U.S. Census, Applied Geographic Solutions 2015 & 2016